


H320R Flooded Suction Pump


Rubber Liner
and Impeller



DAEPUMPS.COM

info@daepumps.com

(760) 821-8112



VERSATILE HEAVY-DUTY SOLUTION

DAE Pumps H320R flooded suction pumps are heavy duty horizontal slurry pumps designed to handle the transfer of abrasive and high-density slurries in mining and heavy industry.

H320R pumps feature a rugged cast iron construction with replaceable wear liners available in 27% chrome white iron, rubber or urethane to suit a wide range of applications, slurry types and consistencies.

The H320R pumps are 2-inch discharge and feature high efficiency performance capable of flow rates up to 265 GPM and a head up to 205ft.

They are designed to be interchangeable with the most common slurry pump footprints used by the mining industry.

H320R pumps are manufactured using the highest quality materials to ensure reliability and extended service life in heavy duty applications. H320R pumps are manufactured with a rugged cast iron outer casing which features reinforcing ribs for excellent high-pressure strength and safety.

WEAR LINERS

A range of replaceable wear liners are available in 27% chrome white iron, rubber or urethane to suit the requirements of specific applications and slurry types. Wear liners are easily replaced when required by simply removing the front cover plate bolts and sliding off the front cover. This allows minimal downtime and simple servicing for maintenance staff.

H320 Flooded Suction Pump

Heavy duty, horizontal slurry pumps. High efficiency transfer of abrasive and high-density slurries with extended wear life and reliable service intervals

FEATURES

3" Intake / 2" Discharge

265 GPM

Over 205 Ft. Head

27% Chrome White Iron

IMPELLERS

The impeller features pump-out vanes on the rear face to prevent recirculation. Impellers are available in 27% chrome white iron or rubber to suit the requirements of the pumped product and are easily accessible by simply removing the front cover plate bolts and sliding off the front cover.

EXTERNAL IMPELLER ADJUSTMENT

An external impeller adjustment bolt is located under the bearing assembly and is easily accessible. This allows for changes to be made to the impeller clearance to maximize efficiency and service life without removing the front cover plate or disconnecting pipe-work or the bearing assembly. The system allows quick and simple adjustments to be made to compensate for wear and changes in operating conditions and duty points.

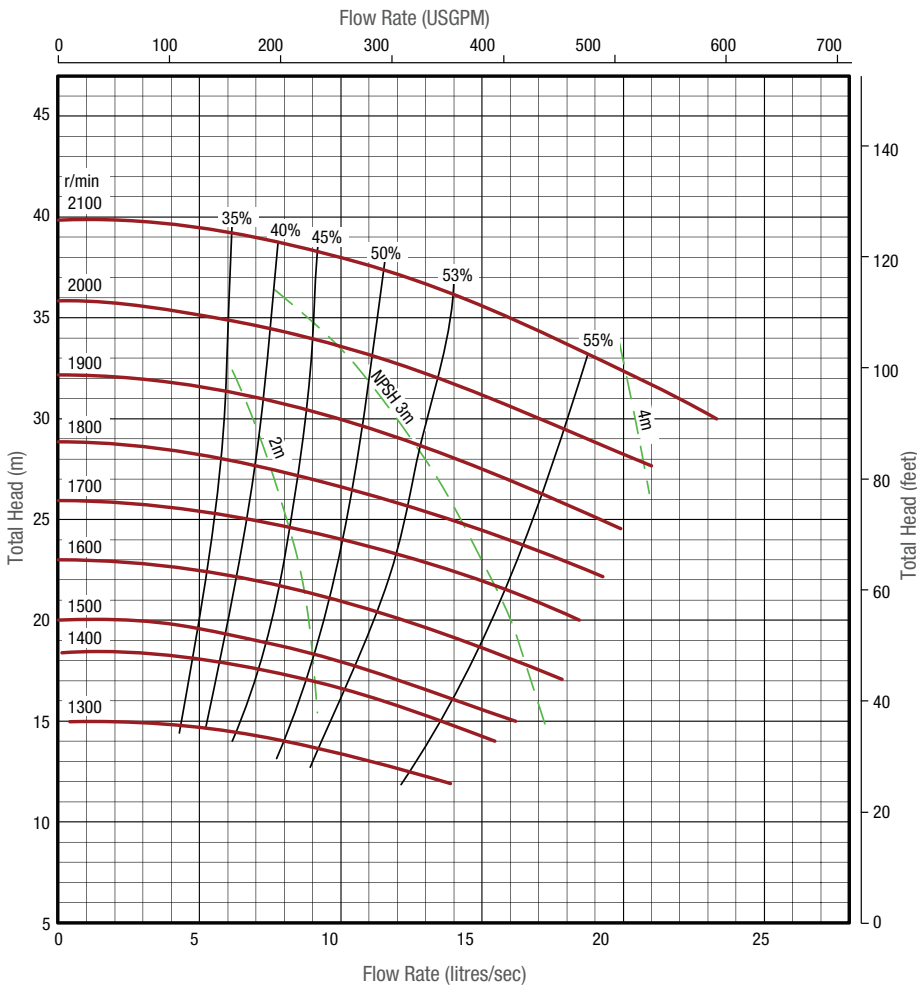
H320R Flooded Suction Pump

Specifications

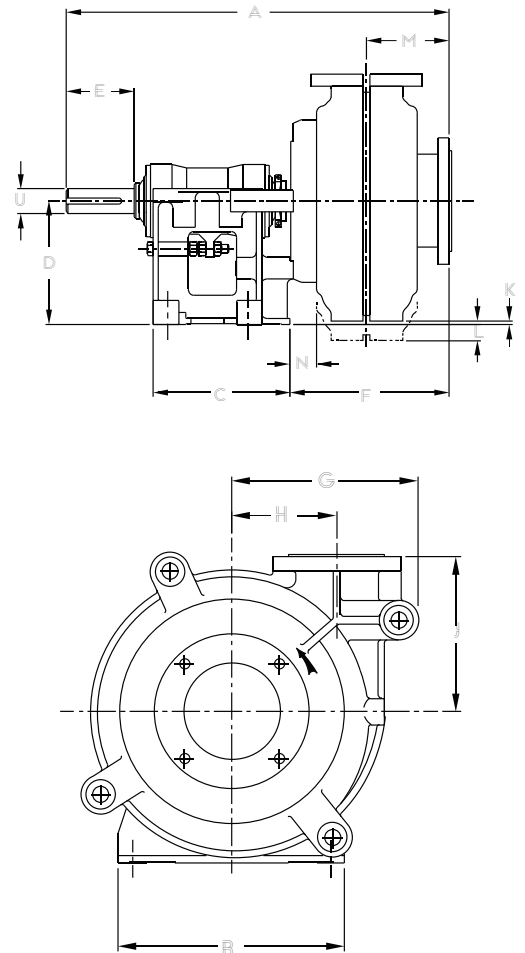
Inlet/Outlet	Bearing Frame	Max Power	Max Particle Size	Impeller	No. of Vanes	Impeller Material	Impeller / Vane Dia.	Wear Liner Material
3" / 2"	C	40HP / 30 kW	.8" / 21 mm	C2127	5	27% Chrome White Iron	8.5" / 215 mm	27% Chrome White Iron

Dimensions (mm)															Weight
A	B	C	D	Key	E	F	G	H	J	K	L	M	N	U	Rubber
768	406	311	254	12x8	121	280	238	138	210	71	-	151	40	42	154 kg (340 lbs)

Pump Curve

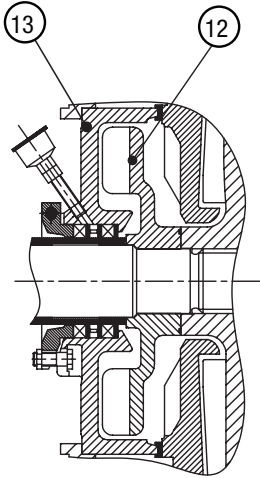


Dimensions

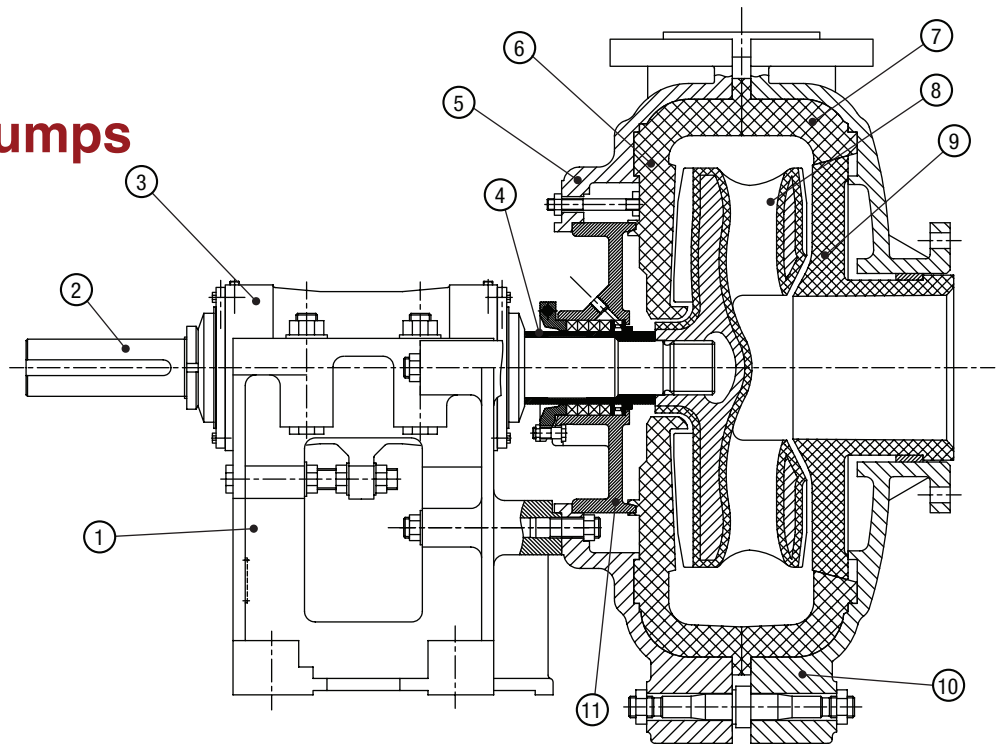


Materials

Rubber Lined Pumps



METAL EXPELLER
(RUBBER EXPELLER AVAILABLE)



No.	Part Description	Material Specification
1	Base	Cast Iron
2	Shaft	4140 High Tensile Steel*
3	Bearing Assembly	Timkin (Cast Iron Body)
4	Shaft Sleeve	420 Stainless Steel
5	Pump Casing	Cast Iron
6	Frame Plate Liner Insert	Rubber
7	Cover Plate Liner	Rubber
8	Impeller	Rubber Coated High Tensile Steel
9	Throat Bush	Rubber
10	Cover Plate	Cast Iron
11	Stuffing Box	Cast Iron
12	Expeller	27% Chrome White Iron
13	Expeller Ring	Natural Rubber
	Bolts	Zinc Plated Steel
	O-rings	Nitrile Rubber
	Seals	Rubber

* Other shaft material options are available.